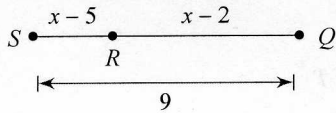


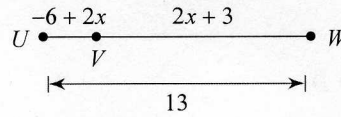
6-1 Segment Addition Postulate (ver4)_hw

Find the length indicated.

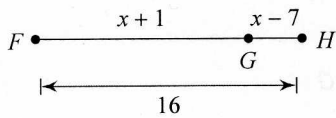
1) Find RQ



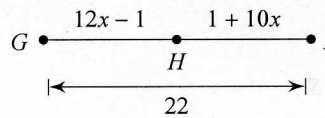
2) Find UV



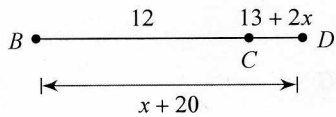
3) Find GH



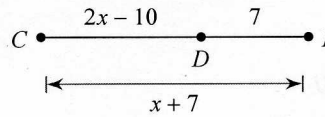
4) Find GH



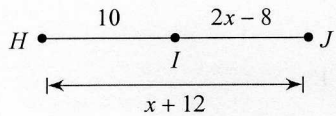
5) Find BD



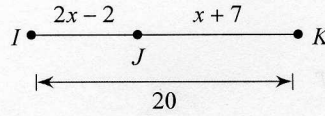
6) Find CE



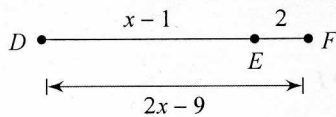
7) Find IJ



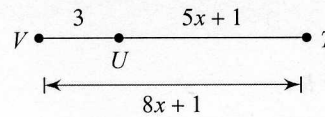
8) Find IJ



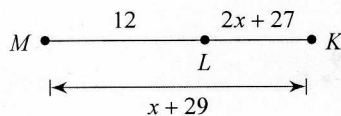
9) Find DE



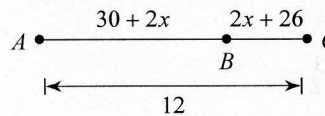
10) Find VT



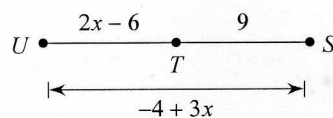
11) Find LK



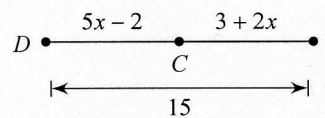
12) Find AB



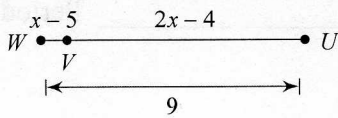
13) Find UT



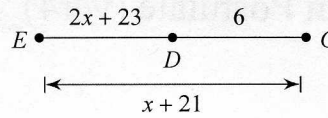
14) Find DC



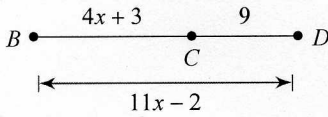
15) Find VU



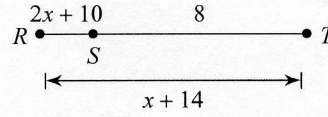
16) Find ED



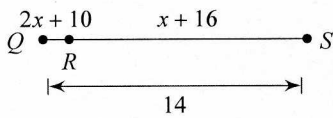
17) Find BD



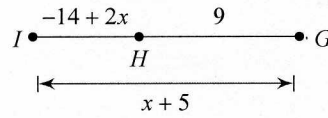
18) Find RS



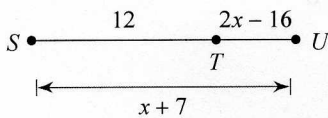
19) Find QR



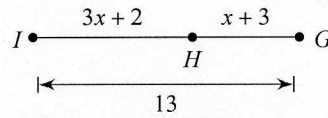
20) Find IH



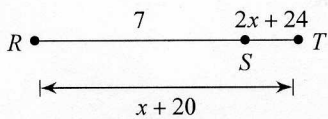
21) Find TU



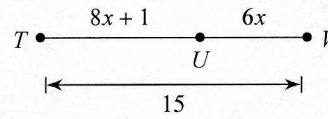
22) Find HG



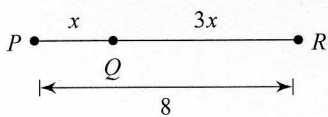
23) Find RT



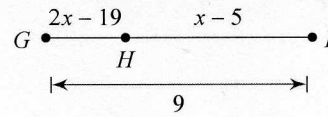
24) Find TU



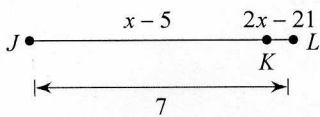
25) Find PQ



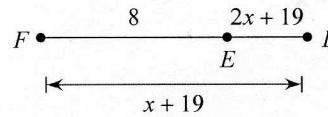
26) Find GH



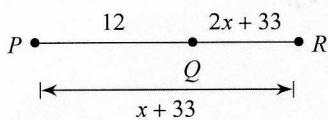
27) Find JK



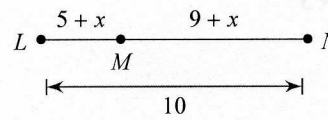
28) Find FD



29) Find QR



30) Find MN



Answers to 6-1 Segment Addition Postulate (ver4)_hw

4)	11
8)	8
12)	8
16)	7
20)	6
24)	9
28)	11

3)	4
7)	12
11)	7
15)	8
19)	2
23)	9
27)	6

2)	2
6)	17
10)	9
14)	8
18)	2
22)	5
26)	3
30)	7

1)	6
5)	15
9)	9
13)	8
17)	20
21)	6
25)	2
29)	9